







# EXISTING HOUSING

### SITE PLAN KEY TO HOUSE TYPES

	<b>Alexander</b> 4 Bedroom Detached		<b>Munro</b> 3 Bedroom Semi Detached
	<b>Lomond</b> 3 Bedroom (+1) Detached		<b>Glen</b> 2 Bedroom Terraced
	<b>Thistle II</b> 3 Bedroom Semi Detached		<b>Phase 1</b>



# CALDERMAINS

Cleland



This site plan is for illustration purposes only and should not be used for measurement. Please refer to the architects plans in the Sales Office for approved version.  
\* Garden size is indicative only. Please check with Sales staff for full details.  
Plots 22-25 Subject to planning

